


Mono

385W MBB Bifacial Mono PERC Half-cell Double Glass Module

JAM60D20 360-385/MB/1500V Series

Introduction

Assembled with MBB bifacial PERCUM cells and half-cell configuration, these double glass modules have the capability of converting the incident light from the rear side together with the front side into electricity, providing higher output power, lower temperature coefficient, less shading loss, as well as enhanced tolerance for mechanical loading.



Higher output power



More reliable, more stable power generation



Less shading effect

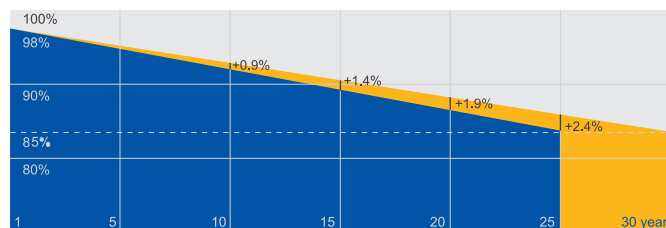


Lower temperature coefficient

Superior Warranty

- 12-year product warranty
- 30-year linear power output warranty

0.45% Annual Degradation Over 30 years



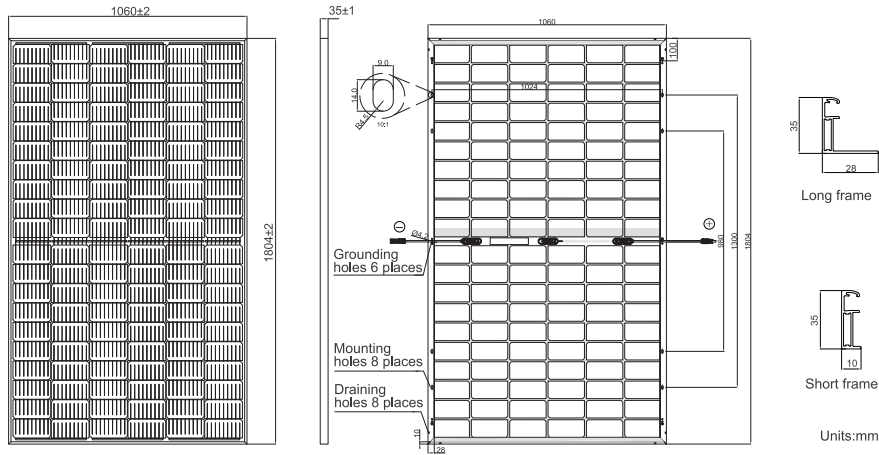
■ Additional Value From 30-Year Warranty ■ JA Standard

Comprehensive Certificates

- IEC 61215, IEC 61730
- ISO 9001: 2015 Quality management systems
- ISO 14001: 2015 Environmental management systems
- OHSAS 18001: 2007 Occupational health and safety management systems



MECHANICAL DIAGRAMS



SPECIFICATIONS

Cell	Mono
Weight	23.8kg±3%
Dimensions	1804±2mm×1060±2mm×35±1mm
Cable Cross Section Size	4mm ² (IEC)
No. of cells	120(6×20)
Junction Box	IP68, 3 diodes
Connector	Genuine MC4-EVO2 QC4.10-35/45
Cable Length (Including Connector)	Portrait:300mm(+)/400mm(-); Landscape:1000mm(+)/1000mm(-)
Front Glass/Back Glass	2.0mm/2.0mm
Country of Manufacturer	China/Vietnam

Remark: customized frame color and cable length available upon request

ELECTRICAL PARAMETERS AT STC

TYPE	JAM60D20 -360/MB/1500V	JAM60D20 -365/MB/1500V	JAM60D20 -370/MB/1500V	JAM60D20 -375/MB/1500V	JAM60D20 -380/MB/1500V	JAM60D20 -385/MB/1500V
Rated Maximum Power(Pmax) [W]	360	365	370	375	380	385
Open Circuit Voltage(Voc) [V]	40.88	41.05	41.21	41.37	41.52	41.68
Maximum Power Voltage(Vmp) [V]	33.43	33.74	33.98	34.25	34.52	34.82
Short Circuit Current(Isc) [A]	11.30	11.35	11.41	11.47	11.53	11.58
Maximum Power Current(Imp) [A]	10.77	10.82	10.89	10.95	11.01	11.06
Module Efficiency [%]	18.8	19.1	19.3	19.6	19.9	20.1
Power Tolerance	0~+5W					
Temperature Coefficient of Isc(α _{Isc})	+0.044%/°C					
Temperature Coefficient of Voc(β _{Voc})	-0.272%/°C					
Temperature Coefficient of Pmax(γ _{Pmp})	-0.354%/°C					
STC	Irradiance 1000W/m ² , cell temperature 25°C, AM1.5G					

Remark: Electrical data in this catalog do not refer to a single module and they are not part of the offer. They only serve for comparison among different module types. Measurement tolerance at STC: Pmax ±3 %, Voc ±2% and Isc ±4%.

ELECTRICAL CHARACTERISTICS WITH DIFFERENT REAR SIDE POWER GAIN(REFERENCE TO 370W FRONT)

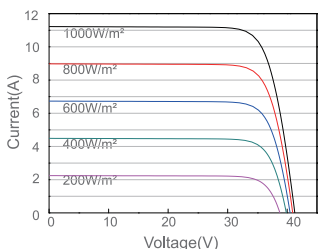
OPERATING CONDITIONS

	5%	10%	15%	20%	25%		
Backside Power Gain	5%	10%	15%	20%	25%	Maximum System Voltage	1500V DC
Rated Max Power(Pmax) [W]	389	407	426	444	463	Operating Temperature	-40°C~+85°C
Open Circuit Voltage(Voc) [V]	40.68	40.68	40.68	40.78	40.78	Maximum Series Fuse	25A
Max Power Voltage(Vmp) [V]	34.20	34.20	34.20	34.30	34.30	Maximum Static Load, Front Maximum Static Load, Back	3600Pa, 1.5 1600Pa, 1.5
Short Circuit Current(Isc) [A]	11.98	12.55	13.12	13.69	14.26	NOCT	45±2°C
Max Power Current(Imp) [A]	11.36	11.90	12.44	12.94	13.48	Bifaciality*	70%±10%

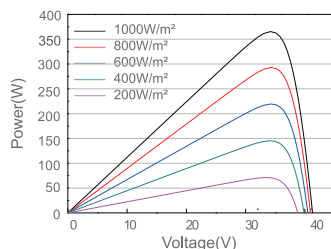
*Bifaciality=Pmax,rear/Rated Pmax,front

CHARACTERISTICS

Current-Voltage Curve JAM60D20-365/MB/1500V



Power-Voltage Curve JAM60D20-365/MB/1500V



Current-Voltage Curve JAM60D20-365/MB/1500V

